



HOW TO VOLUNTEER AS A REFEREE – REGION 34


Section 1: Complete Volunteer Form

Section 2: Complete Training

SECTION 1: Complete Referee Volunteer Form

- 1) Go to www.ayso34.org and sign in. If you have not created an account, please go ahead and register.
 - a. *If your family already has an account and the person that is volunteering does NOT have a unique account/login, please have primary account holder login at www.ayso34.org and click on the Edit Account Info button  in top right corner. Scroll to bottom and click on . Enter requested information and Invite the person. The person will receive an email and they can create an account/ complete requested information and continue steps below.*

- 2) Click on the **VOLUNTEER** tab on left hand side of screen.

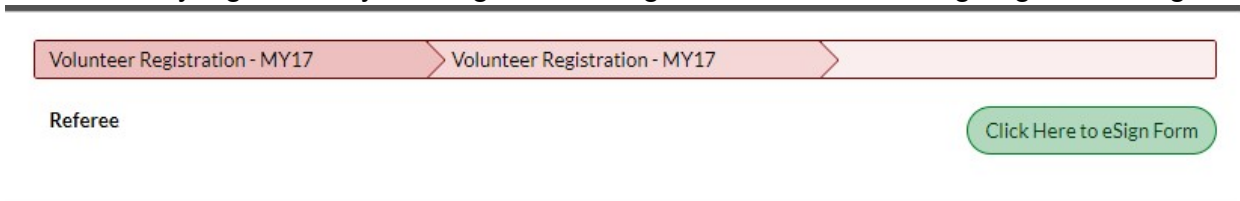
- 3) Click on  on top right of screen.

- 4) Click on **SIGN UP**, next to Referee. **If it is a Youth Referee, select “Youth Referee” Role**



Note: You will either see the division(s) your player(s) are registered in and you can select Referee next to any OR you can select Volunteer Registration – MY17, click on View Roles and select Referee and SIGN UP.

- 5) Scroll down and click **CONTINUE**
- 6) Click on the person volunteering, Click **CONTINUE**
- 7) Enter your information, Accept the waiver and click **CONTINUE**
- 8) Electronically sign form by clicking on the eSign Form button and signing/submitting.



SECTION 2: Complete Referee Training

Sign into www.aysou.org

1. After completing Volunteer application in SECTION 1. Sign into www.ayso34.org (if not already logged in).
2. Click on **HOME**.
3. Click on **AYSOU** tab on gray menu bar and it will bring you to www.aysou.org
4. Then click **Login to AYSO SSO** (bottom middle of screen)

If you are already a Registered AYSO Volunteer, please **Login to AYSO SSO**.

5. You should now be logged into www.aysou.org.
(Note: Username and Password is the same as www.ayso34.org)

Sign up for in person class

1. After signing into www.aysou.org (same username/password as www.ayso34.org)
2. Go to **MY COURSES**
3. Scroll down to **Instructor Led Courses** and click **OPEN**
4. Click on **Referee Instructor Led Courses** and click **OPEN**
5. Click on **Sessions** next to **Regional Referee Online Companion Course**
6. Click on the blue title of the class for details about the class.
7. Click on **REGISTER** to officially register for the class.

Take the online portion of the referee class prior to in person training.

1. After signing into www.aysou.org (same username/password as www.ayso34.org), Click on **eCOMMERCE**
2. Click on **REFERE TRAINING** (left hand pane below **Categories**)
3. Click on **BUY NOW**
4. Enter your information, click **Review Order**, and then in **Gift Voucher** section enter **one** of the following CODES and then click **place order now**.
 - HLJOQHWU20FENNGQ
 - HMJVTGMGUFUKEVIFQ

Please email, rgn34soccer@gmail.com if any issues with codes.

5. Click on **MY COURSES** you will now see **Regional Referee Training**, Click **Open** and complete through Final Exam.
6. Click on **MY COURSES** and click **CDC: Concussion Course**, Click **Open** and Click **Launch** (*If you have taken this before for another volunteer role, you do NOT need to repeat*).
7. Click on **MY COURSES** and click **AYSO's Safe Haven**, Click **Open** and complete through Final Exam (*If you have taken this before for another volunteer role, you do NOT need to repeat*).